
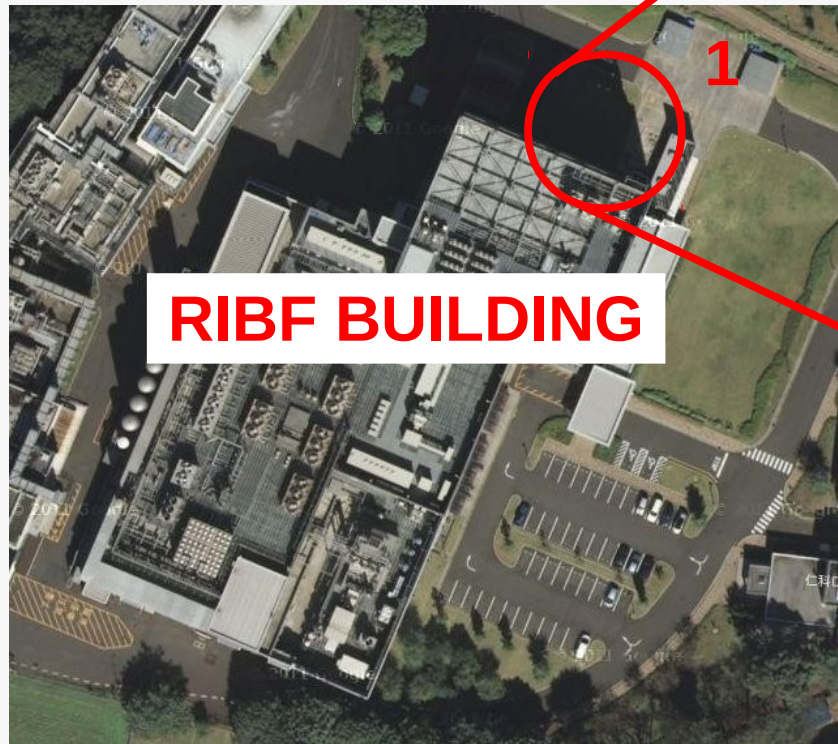


Procedure to restart automatic filling system after power outage

**EURICA MEMO
2012.10.10**

1. Go to the place (outside of RIBF) shown on the picture #3 and press the green (開) button




Press the green (開) button

2. Then go to the controlling box at B3F and press the button
(リセット)



Press (リセット) reset button

3. Turn on the automatic filling system at F11 by pressing the red (起動) button



To start the filling of tank manually, first switch ① from “自動” to “入”, then press ② (起動)

To make the filling system run periodically on time, switch ① from “入” to “自動”

